

Electronic 529 Plan Payments Are Available For:

Available for Use with Payments powered by Cashnet

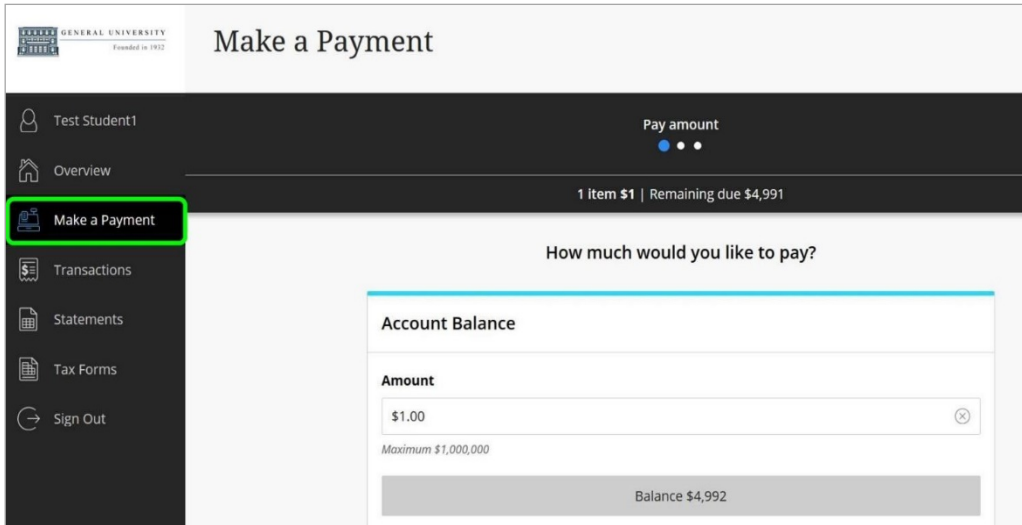
PLAN NAME	STATE
iShares 529 Plan	AR
GIFT Arkansas 529 Plan	AR
ScholarShare 529	CA
CollegeInvest Direct Portfolio College Savings Plan	CO
Scholars Choice 529 Plan	CO
CHET Advisor	CT
DC College Savings Plan	DC
Path2College 529 Plan	GA
IDEal Idaho College Savings Program	ID
CollegeChoice Advisor 529 Savings Plan	IN
CollegeChoice 529 Direct Savings Plan	IN
Learning Quest Advisor	KS
Learning Quest Education Savings Program	KS
KY Saves 529 Plan	KY
MI 529 Advisor Plan	MI
Michigan Education Savings Program (Direct Plan)	MI
Missouri Saving for Tuition	MO
Minnesota College Savings Plan	MN
North Dakota: College SAVE	ND
CollegeAdvantage Direct 529 Savings Plan	OH
Oklahoma College Savings Plan	OK
CollegeBound 529	RI
CollegeBound Saver	RI
TNStars College Savings 529 Program	TN
Edvest College Savings Plan	WI
The Hartford SMART529 College Savings Plan	WV
SMART529 WV Direct College Savings Plan	WV
SMART529 Select College Savings Plan	WV

How to Pay with a 529 Savings Plan

The steps below illustrate how a student/beneficiary or parent makes a payment using a 529 Savings Plan.

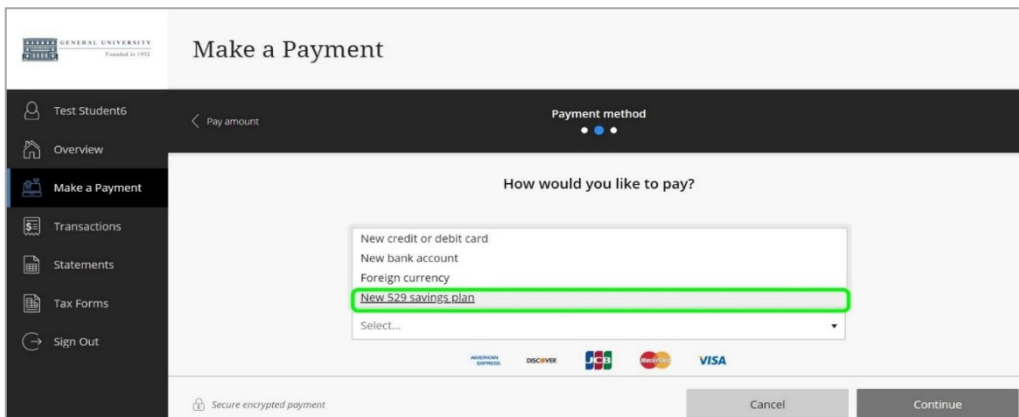
1. Log in to the My Account Page or to the Authorized User Portal.
2. In the site's navigation, click Make a Payment.

Figure 1: Make Payment Link in SAO



3. Select the item(s) for purchase, enter the amount, and click Continue.
4. In the Select Method of Payment screen, click New 529 Savings Plan.

Figure 2: New 529 Savings Plan Payment Method



5. From the dropdown menu, select your 529 savings plan.

Figure 3: Selecting 529 Plan Name

GENERAL UNIVERSITY
Founded in 1902

Test Student6
Overview
Make a Payment
Transactions
Statements
Tax Forms
Sign Out

Many 529 savings plans can be used to make payments on this website but not all 529 vendors and/or plans are currently supported. Your 529 vendor may also assess a service fee.

*** 529 savings plan name**

- AR - iShares 529 Plan
- AR - Arkansas 529 GIFT Plan
- AR - iShares 529 Plan**
- CA - ScholarShare 529
- CO - CollegeInvest Direct Portfolio College Savings P
- CO - Scholars Choice® College Savings Program by Coll
- CT - Connecticut Higher Education Trust Advisor Colle
- DC - DC College Savings Plan
- GA - Path2College 529 Plan
- ID - iDeal - Idaho College Saving Program
- MI - Scholars Choice 529 Direct Savings Plan

terms

Secure encrypted payment

Cancel Continue

6. Provide the 529 account number and agree to the 529 terms.

Figure 4: Entering 529 Information

GENERAL UNIVERSITY
Founded in 1902

Test Student6
Overview
Make a Payment
Transactions
Statements
Tax Forms
Sign Out

*** 529 savings plan name**

AR - iShares 529 Plan

*** 529 savings plan account number**

11 digits

529 service fee

\$10.00

This fee will be deducted from your 529 plan account in addition to the requested withdrawal amount

529 savings plan terms and conditions

terms

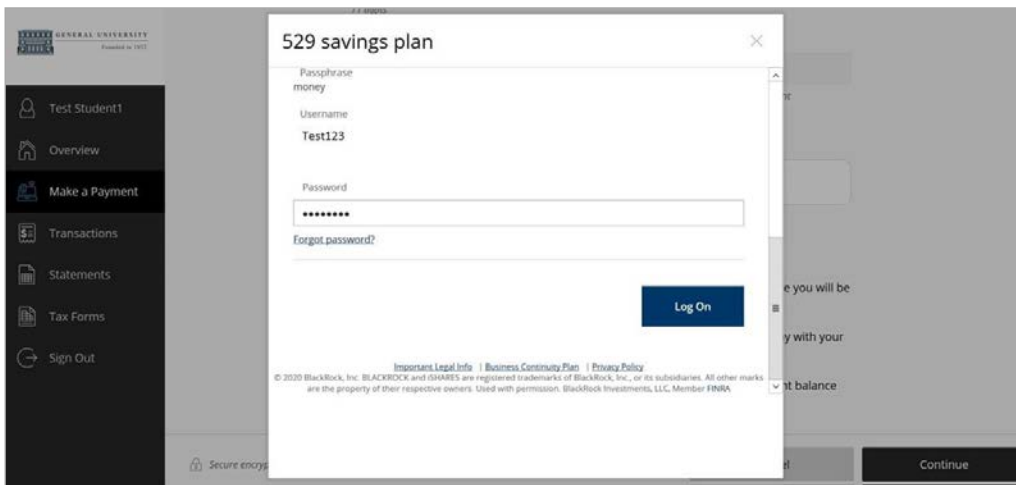
I have read and agree to the 529 savings plan terms and conditions.

Secure encrypted payment

Cancel Continue

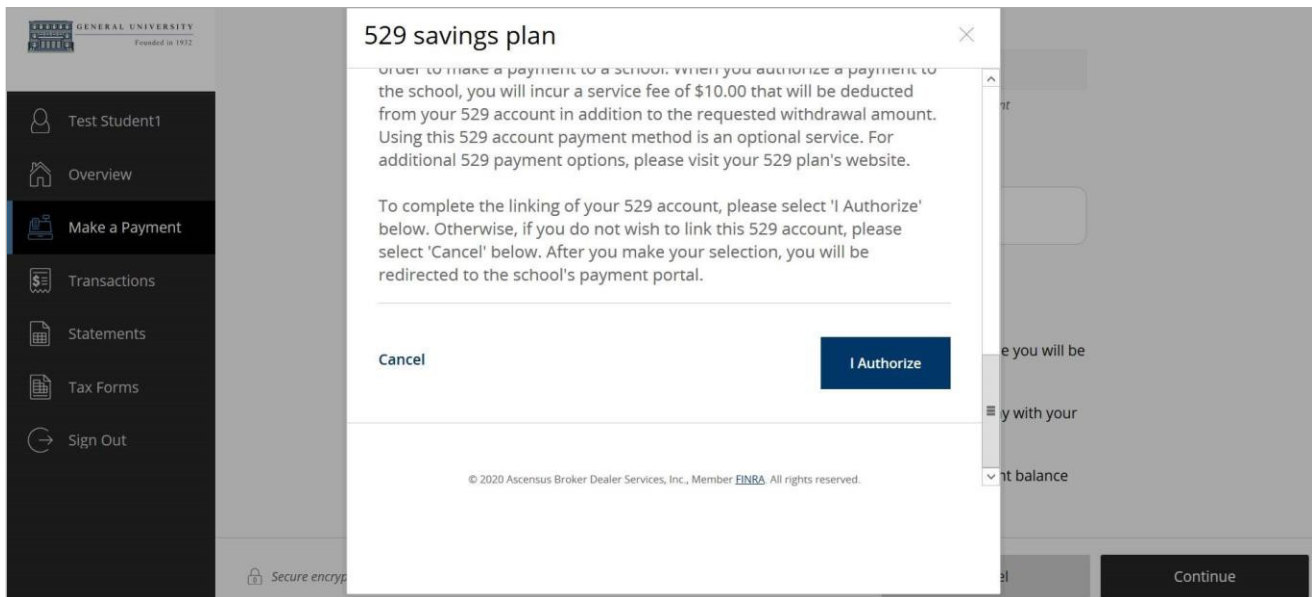
7. In the 529 Savings Plan modal window that loads, enter your username and password, and click Log On.

Figure 5: Logging In to 529 Plan



8. Review the amount available in the plan and authorize the payment by clicking I Authorize.

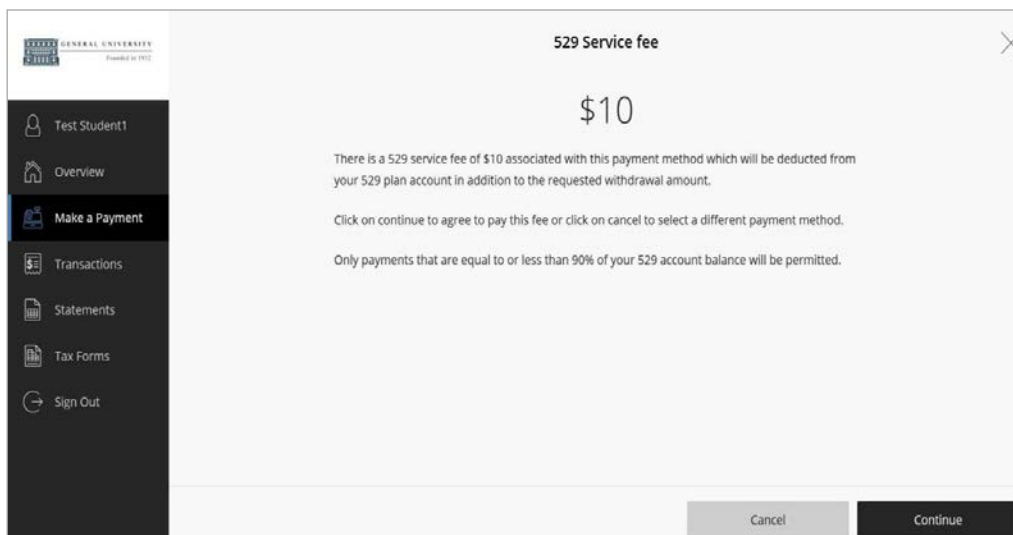
Figure 6: 529 Savings Plan Authorization



The modal window closes, and Cashnet displays a message about the service fee.

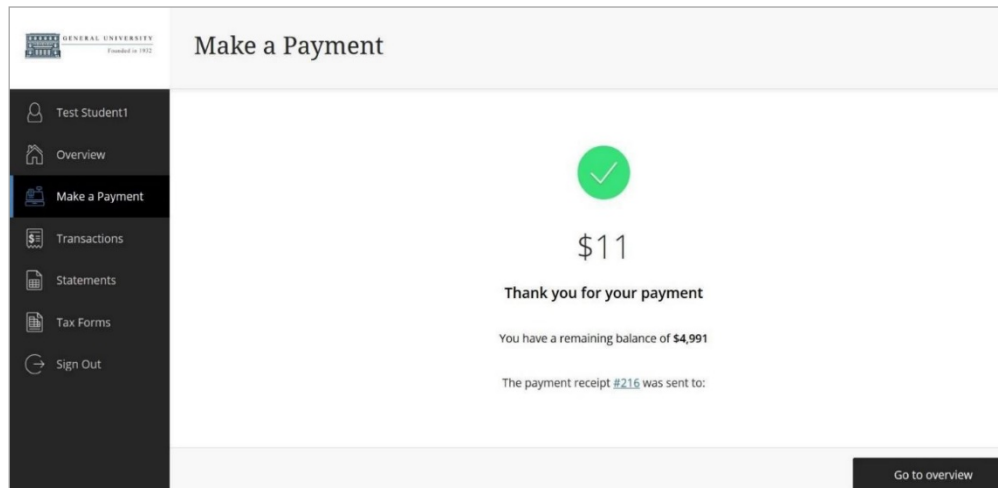
9. Click Continue to accept the service fee and make the payment.

Figure 7: 529 Service Fee Message



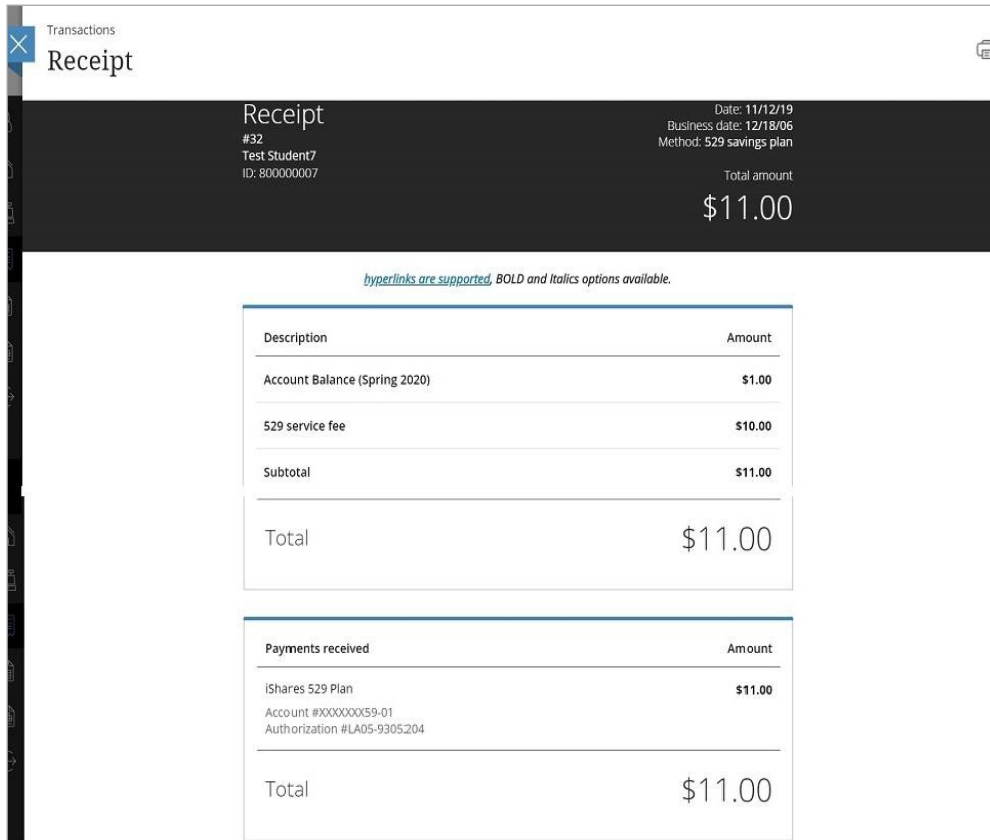
If the payment is authorized, a confirmation message displays, showing your remaining balance.

Figure 8: 529 Payment Confirmation



By clicking the receipt number, you can view the receipt online, as shown below.

Figure 9: 529 Payment Receipt



After making the payment, you can now select the saved 529 payment plan when making a payment through the SAO site.

Figure 10: 529 Saved Account in Payment Method Dropdown

